


21.05. Schedules and periods

Schedules and periods

Schedules are regular timeframes (e.g. monthly, fortnightly) that may be used for cyclical operations, such as program orders. There is no limit to the number of schedules.

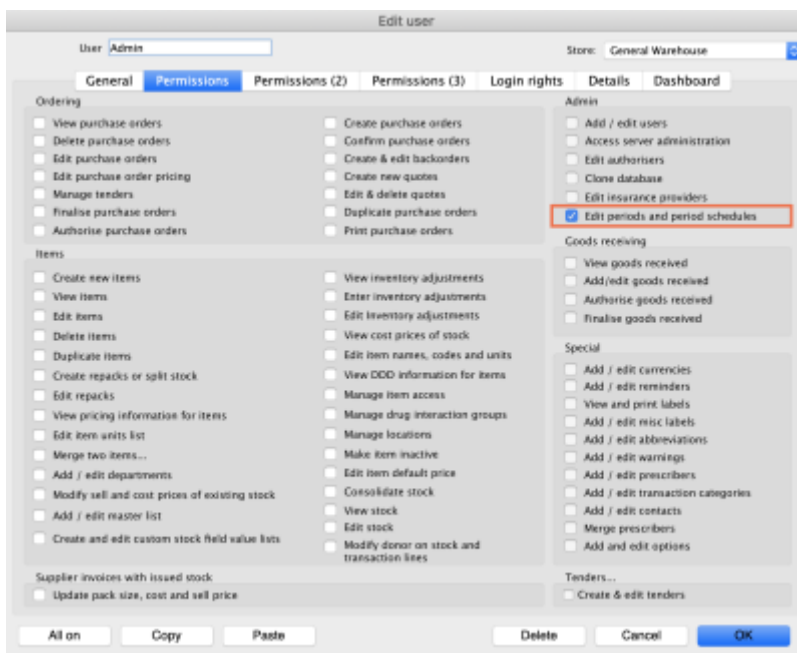
Periods are specific timeframes which exist *within* schedules. Periods have a distinct start and end date. They must be sequential and must not have any overlapping dates or gaps between periods.

Permission to add/edit schedules and periods



Schedules and periods can only be added and edited on the **central server**. Permission must be switched on for a user to perform this function.

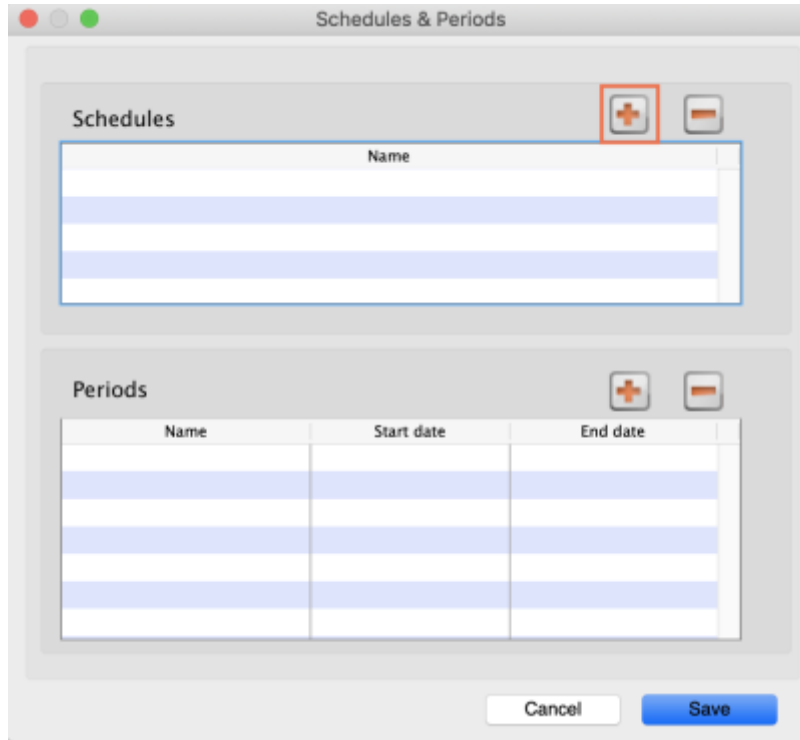
1. Go to **Admin > Edit Users >** double click the user to be edited **> Permissions**.
2. In the Admin section, check the **Edit periods and period schedules** box.
3. Click **OK**.



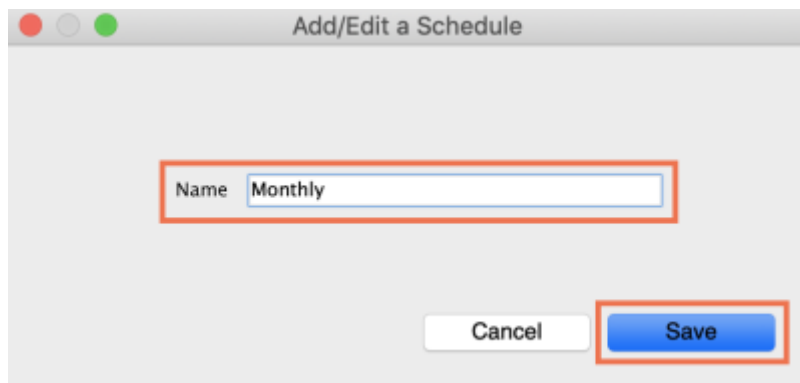
Adding schedules and periods

1. In the menu bar, click **Special** then **Periods...**

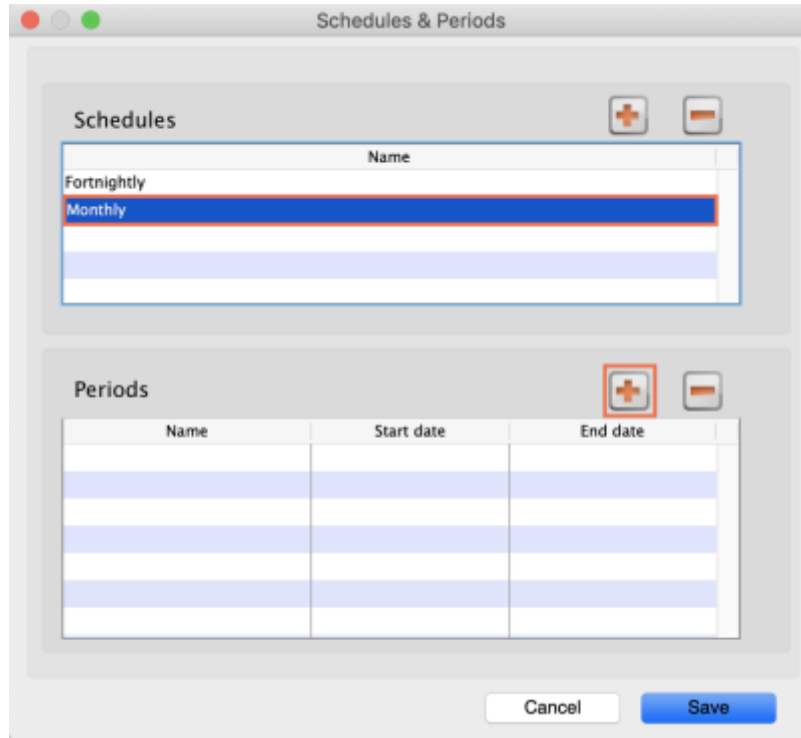
2. To create a new schedule, click the plus icon next to **Schedules**.



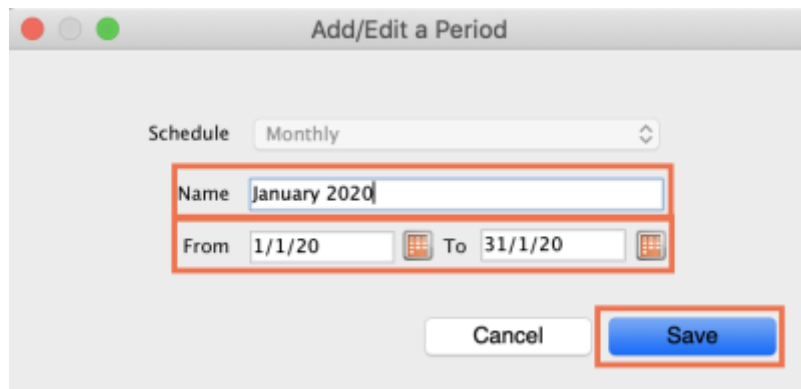
3. Name the schedule and click **Save**.



4. To add periods within a schedule, highlight the schedule and click the plus icon next to **Periods**.



5. Name the period, enter its start and end dates, then click **Save**. You can type dates in the boxes or click the icon to select dates from the calendar.



6. Keep adding all the periods within the schedule. If necessary, you can edit a period by double clicking on it.

7. When you are finished, click **Save**.

Schedules

Name
Fortnightly
Monthly

Periods

Name	Start date	End date
January 2020	1/1/20	31/1/20
February 2020	1/2/20	29/2/20
March 2020	1/3/20	31/3/20
April 2020	1/4/20	30/4/20
May 2020	1/5/20	31/5/20
June 2020	1/6/20	30/6/20
July 2020	1/7/20	31/7/20

Cancel Save

From:
<https://docs.msupply.org.nz/docs/> - mSupply documentation wiki

Permanent link:
https://docs.msupply.org.nz/docs/admin:schedules_periods?rev=1571771249

Last update: 2019/10/22 19:07

