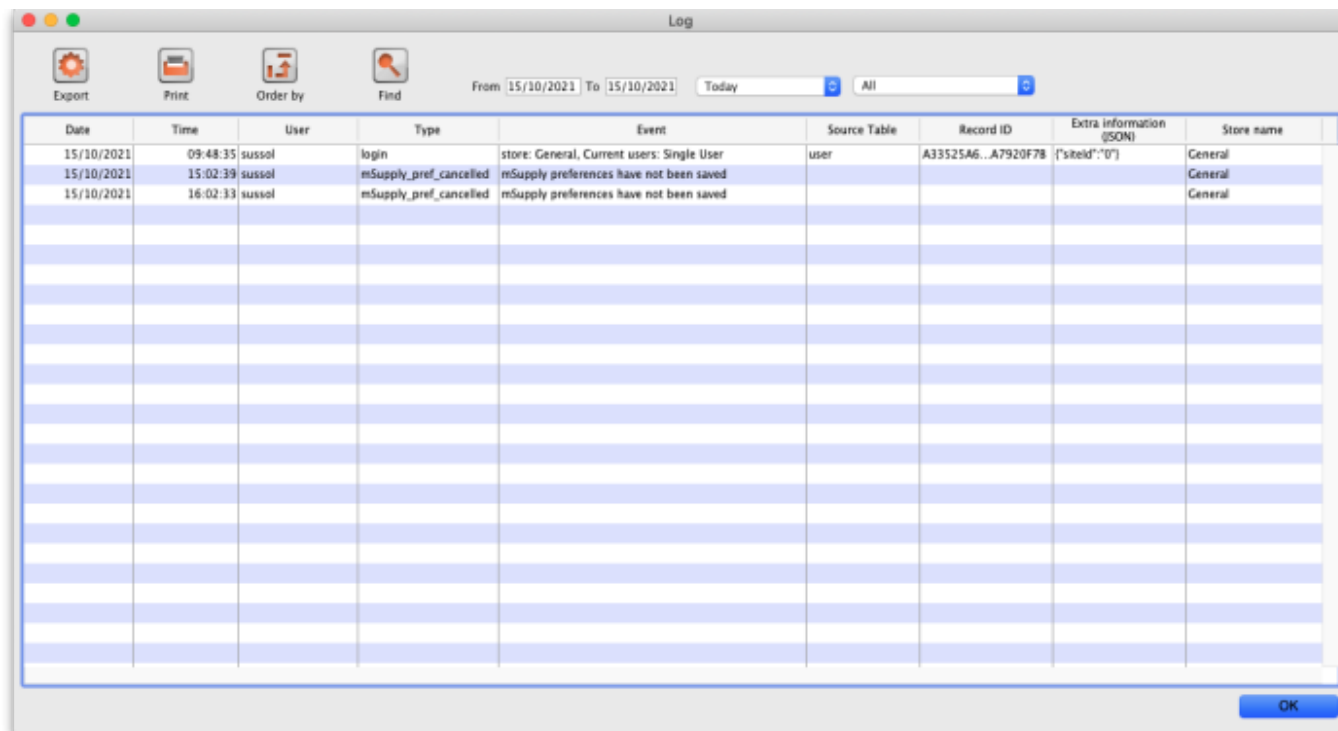


# 23.19. The system log

The log contains records of who did what and when in the system. It's a useful place to look to find out what happened to certain records and when certain things were done. Some events (lots!) are always logged by mSupply but some are optional and are chosen in the *Log* tab of the [General preferences](#) page.

To view the log, choose *View log...* from the *Special* menu. You will be shown all today's log entries when the window loads:



Buttons in the window:

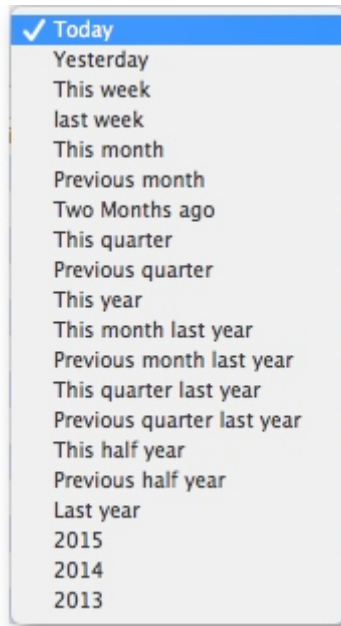
- **Export** Export the log to a tab delimited text file. You can then import this into other applications (such as a spreadsheet application) for editing and printing.
- **Print** Prints the displayed list of log entries on your printer.
- **Order by** Sort the log by something than the default date/time order.
- **Find** Search for particular records in the log.
- **OK** Close the window.

Double-clicking a log entry will bring up a small window with the full item details. You can not edit this information.

## Dates

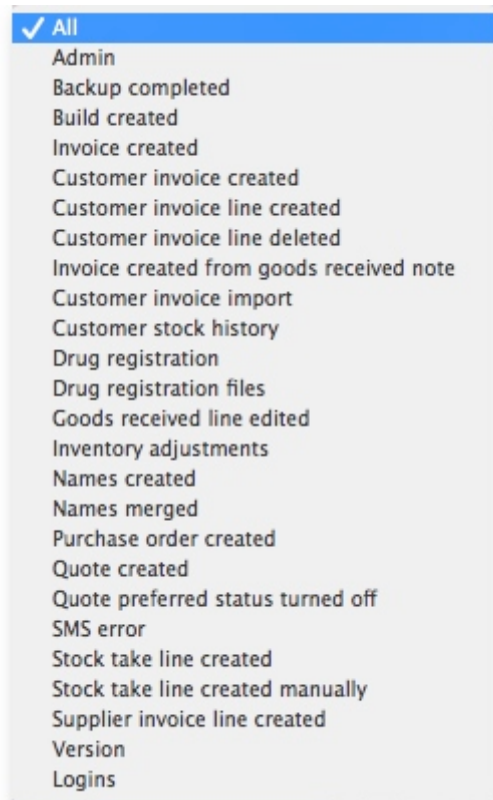
If you want to see log records that were generated over a different period then manually edit the

dates in the **From** and **To** boxes as required or choose one of the many quick-select options in the drop down list to automatically set them (*Today* is selected by default):



## Event types

Additionally, you can choose to show only certain types of event which occurred in the period you have selected. To do that, select one of the entries in the final drop down list on the right hand side (*All* is selected by default):



## Custom query

If you are looking for log records that are not in the list of common event types described above, you will need to create a custom query. For example, to find a report of all the finalized POs this year:

1. Set the date / time period
2. Click on **Find**
3. Click on the small right arrow to the right of the first field box
4. Select the data type that you are looking for. In this case, we are looking for the event\_type
5. Type in the particular event type that we are looking for. In this case, we are looking for the finalized\_po
6. Click on **Query**
7. Once you are happy with the included results, click on **Print** (or **Export** to produce a text file that can be imported to Excel and manipulated)

The screenshot shows the 'log' application window. At the top, there are buttons for 'Export', 'Print', 'Order by', and 'Find'. The date range is set from '1/01/2018' to '3/10/2018', and the filter is set to 'this year'. The main table displays log entries with columns: Date, Time, User, Type, Event, Source Table, and Record Number. A 'Query in [log]' dialog box is open, showing the search criteria: 'Find: [log]event\_type is finalized\_po'. The dialog also shows a list of available fields on the left, including entry\_date, store\_ID, event, event\_type, time, source\_record\_ID, source\_table, user\_ID, ID, data\_JSON, [item\_line], [trans\_line], [quote\_line], [user], [item], [name], [name\_note], and [currency]. Red circles 1 through 7 highlight the steps described in the text: 1. Date range, 2. Find button, 3. Arrow next to the first field box, 4. Selection of event\_type, 5. Typing finalized\_po, 6. Query button, and 7. Print button.

Date	Time	User	Type	Event	Source Table	Record Number
10/05/2016	15:28:49	[redacted]	finalized_po	Purchase order had been finalized: 811	11	45370FCE0213EA4A9...
6/05/2016	12:15:37	[redacted]	finalized_po	Purchase order had been finalized: 1761	11	419FDE8AC8D8DE47...
6/05/2016	12:19:53	[redacted]	finalized_po	Purchase order had been finalized: 1704	11	80E8B4AA27C52D42...
6/05/2016	13:17:54	[redacted]	finalized_po	Purchase order had been finalized: 1029	11	2F6AE35BE3086E4E...

Previous: [25.18. Label printer hardware setup](#) | | Next: [25.20. Server troubleshooting](#)

From:

<https://docs.msupply.org.nz/docs/> - **mSupply documentation wiki**

Permanent link:

[https://docs.msupply.org.nz/docs/admin:the\\_log?rev=1589455485](https://docs.msupply.org.nz/docs/admin:the_log?rev=1589455485)

Last update: **2020/05/14 11:24**

