
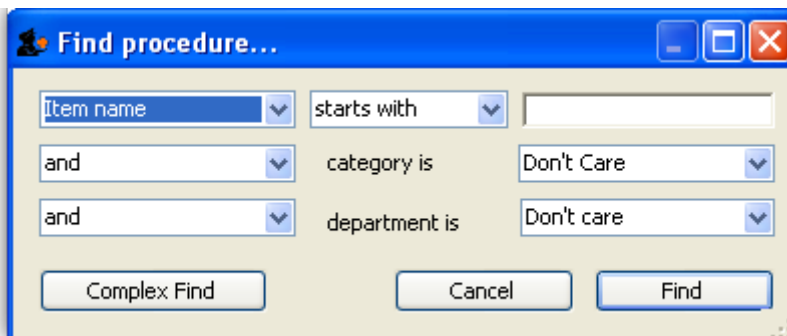


# 18.04. Procedures

 Internally, a procedure in HIS is treated like a service item in mSupply, so many of the same concepts apply - see [Items](#)

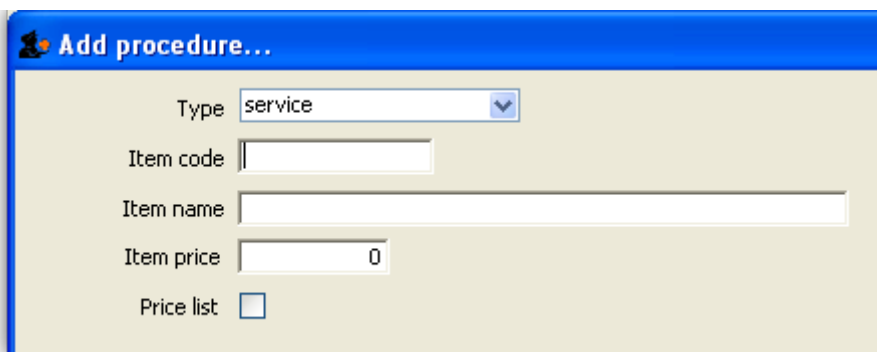
The **Special > Show procedures** menu item allows you to track surgical and other procedures performed on patients. It brings up the following window:



After setting the parameters, and clicking on OK, it will either show the list of procedures:



in which case, you can double-click on a procedure to view/edit it or select *New item* to create a new one. Or, if there are no existing procedures, it will go straight to the *Add procedure* window:



The type of a procedure is fixed as “service”. As for items, once a procedure has been added, there are extra fields and tabs available. However, only a subset of the normal item fields are available.

Previous: [18.03. ICD10 disease codes](#) | | Next: [18.05. Patients](#)

From:

<https://docs.msupply.org.nz/docs/> - mSupply documentation wiki

Permanent link:

<https://docs.msupply.org.nz/docs/his:procedures?rev=1572292797>

Last update: **2019/10/28 19:59**

