

# Backorders

\*

## Overview

mSupply's backorder system allows you to record items you were unable to supply to clients, and (hopefully) supply them at a later date when you have enough stock.

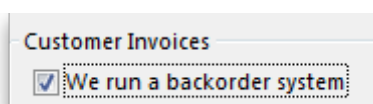
When you do not have enough stock of an item that a customer orders, it is normal to add a placeholder line to the invoice you are creating. If you have local suppliers, it is possible you will be able to receive stock in time to fill the order, and the placeholder line can be edited and replaced with a normal stock line.

Once it is time to ship the order, placeholder lines will be converted to backorder lines, and you will be invited to enter a comment for each item (e.g. "We're very sorry- it's coming next week.")

## Backorder preferences

The behaviour of mSupply in handling backorders is controlled by several preference settings:

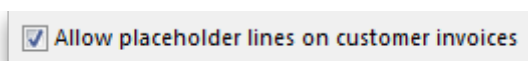
- To do anything at all with backorders, you need to choose *File > Preferences* and go to the *Invoices 2 tab* . There, check *We run a backorder system*



- If you wish to have customer invoices automatically created when goods on backorders are received, the appropriate box should be checked.



- On the same tab, check *Allow placeholder lines on customer invoices* . This allows you to use placeholder lines to record stock ordered by a customer but not able to be issued.



- On the right side of the same tab is the option to *Delete placeholder lines when confirming invoices*. If this option is not checked, placeholder lines will be left on an invoice when it is confirmed. Otherwise they will be deleted. In either case, as long as the *We run a backorder system* option is checked, confirming an invoice will result in placeholder lines being transferred to backorders.



## How much is on backorder?

There are four ways in which you can view backorders

- When creating a customer invoice, there is a *backorders* button. This is described in detail below.
- Use the backorders report to view some or all backorders.
- When viewing details for a particular item, see all the backorders for that item on the backorders tab.
- When viewing details for a particular customer, see all the backorders for that customer on the backorders tab.

## Backorder management from the Customer invoice window

Clicking the **Backorders** button when viewing a customer invoice will show all lines for the entered customer that are on backorder. <note>The **Backorders** button will be hidden if " *We run a backorder system* " is not checked in Preferences > Invoices2.

If you are entering a new invoice, you need to have entered a customer name on the invoice before clicking the button

</note>

The window also shows current stock, so you can easily see which backordered lines can be added to the current invoice

Item	Date	Stock on Hand	Quantity on back order
CHLORHEXIDINE OBSTETRIC CREAM BOT/1	19/05/08	967	0
ATROPINE EYEDROPS 1% BOT/5ML	19/05/08	141	5
DEXAMETHASONE INJ 4MG IN 1ML	19/05/08	1179	10
PYRIDOXINE TABS 50mg (MT B6)	19/05/08	0	2
CO-TRIMOXAZOLE TABS 480MG	19/05/08	2374000	20

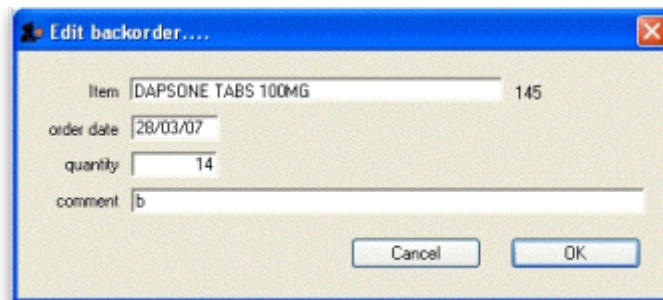
### Buttons in the backorder window

**New backorder:** Placeholder lines are automatically changed to backorders when an invoice is confirmed, but there may be occasions when the manual entry of a new backorder is necessary.

**Delete backorder:** You can delete an item line or multiple item lines by selecting the line(s) and

clicking on *Delete backorder* button.

**Modify line:** This button is used to edit the item line. Select the desired line and click on *Modify line* button to display the following window.



The screenshot shows a dialog box titled "Edit backorder...". It contains the following fields and values:

Field	Value
Item	DAPSONE TABS 100MG 145
order date	28/03/07
quantity	14
comment	b

Buttons: Cancel, OK

## Add lines to invoice

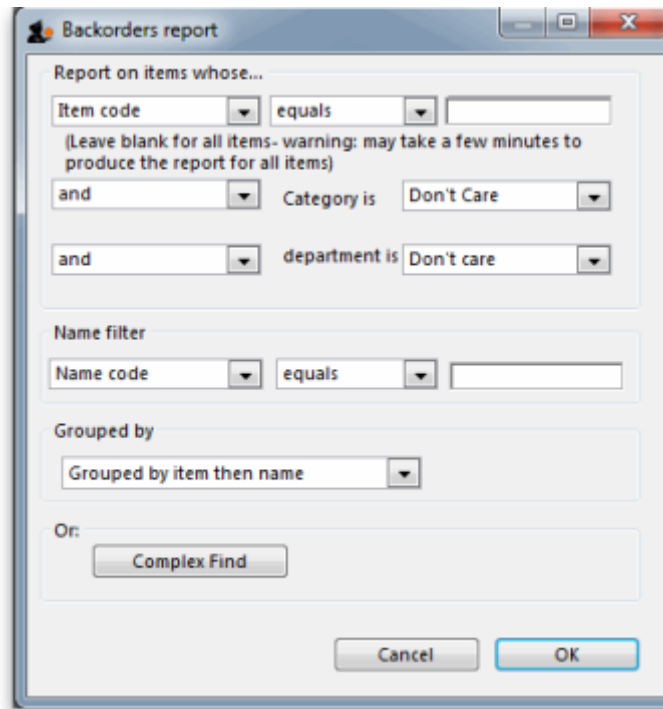
Highlighting lines and then clicking the *Add lines to invoice* button will (surprise) add the highlighted lines to the invoice. The backorder quantity will be set to zero, and may then be deleted.

*Note that as you issue lines on an invoice, the quantity on backorder is automatically reduced. However, once a line reaches zero, it is not automatically deleted. This is because it is possible the user will delete or edit the line on invoice, and hence the reduction in backorder quantity may have to be reversed.*

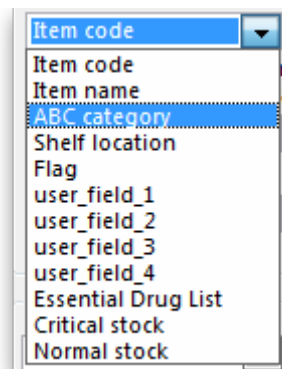
## The Backorders report

Choose Reports > Backorder report.

You can enter settings to reduce the scope of items or customers for which the report is produced.



The first drop down list allows the report to be filtered by many options, but note that if *Item name* is chosen, then the full name must be entered and not just partial details.



Two options are available: for display:

- each customer and the items on backorder for that customer
- each item and the customers having backorders for that item.

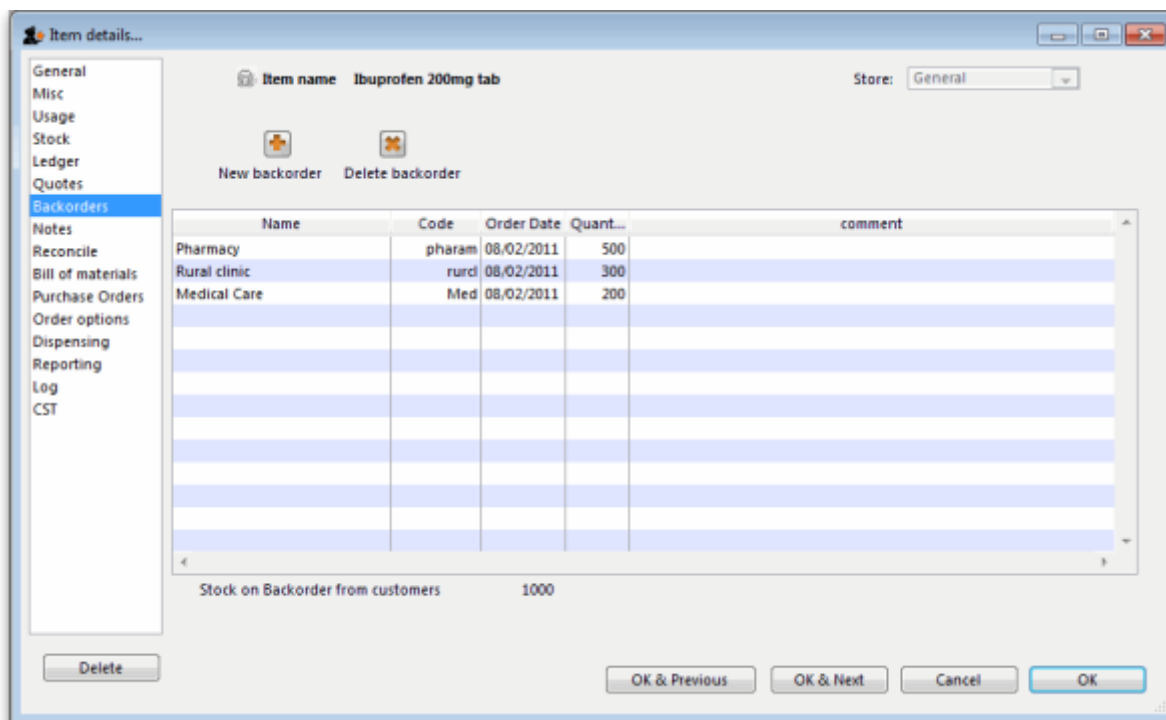
**Backorder Report (General)**

Item Code	Item Name	Stock	Cust Name	B/ord Quanti
4204	ARTHEMETHER SUPPOSITORY 50MG	0	GOOD SAMARITAN HOSPITAL	
Total				
2035	ATROPINE EYEDROPS 1% BOT/5ML	141	SASAMUNGAMINI HOSPITAL	
Total				
4065	BAG, AUTOCLAVE 100MM X 520MM	0	KIRA KIRA HOSPITAL	
Total				
4076	BAG, URINE DRAINAGE WITH TAP, 2L DISPOSABLE	1	SEGHE AHC	1
Total				1
3013	BANDAGE, CREPE 15CM	132	TULAGI MINI HOSPITAL	
Total				
3020	BANDAGE, P.O.P. 10CM	1387	GOOD SAMARITAN HOSPITAL TULAGI MINI HOSPITAL	1
Total				1
51	BENZHEXOL TABS 5MG	53800	MALU'U AHC	
Total				

Note that this report does have limitations, as if a customer orders the same item more than once, it is likely that demand will be overstated.

## Viewing backorders for a customer or an item.

Clicking the backorders tab when viewing a customer or item details shows a window where you can view or edit items on backorder. The example shows backorders for an item, ibuprofen 200mg tablets.



## Notes

- If you have set the preference to leave placeholder lines on confirmed invoices, then you can use the *Item ordered shortfall* report to display the difference between customer demand and what was actually supplied.

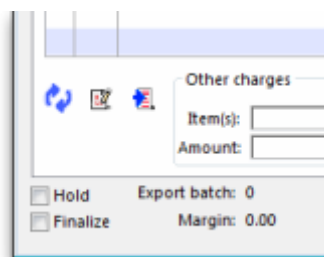
## Automatic creation of customer invoices for backorders

With the required boxes checked under *Files > Preferences > Invoices*, mSupply will automatically create invoices for those customers having items on backorder when the items are received from suppliers.

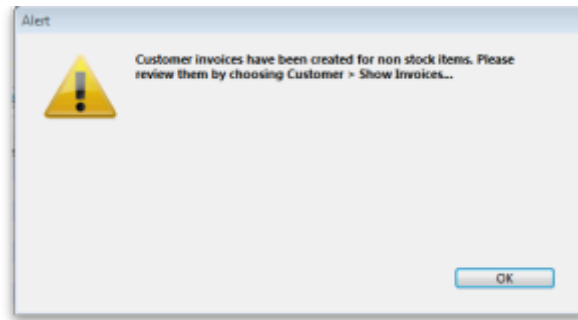
This description is illustrated by the situation in which two customers, Urban Clinic and Rural Clinic both have Promethazine 25mg tablets on backorder - Urban Clinic awaiting 5 x 100, and Rural clinic awaiting 2x 100. The supplier is Arbuckle.. This may be confirmed by previewing a backorder report:

Item Code	Item Name	Cust Name	Stock	
pro25t	Promethazine 25mg tab	Rural clinic	0	200
		Urban clinic	0	500
		<b>Total</b>		<b>700</b>

On receiving the goods from the supplier, a new goods received record is created in the usual way, and finalised. When you click on *OK* to create the supplier invoice, you are required to confirm your intention to finalise the order, which you would normally do. The supplier invoice is displayed, and in the bottom left corner of the supplier invoice, you will see that the *Hold* box is checked. You should click on it to remove the check mark.



and this alert message is displayed:



Review the invoices as alerted, and for this example the invoice generated for the Urban Clinic is shown:



The invoice generated has all the relevant details, e.g. batch no., expiry, etc., copied across from the supplier invoice, and the comment has been added to the effect that the invoice has been generated automatically, and also identifies the Goods Received ID:



Previous: [Customer credits](#) Next: [Electronic invoices](#)



Last update: 2013/05/24 04:21  
issuing\_goods:managing\_customer\_backorders https://docs.msupply.org.nz/docs/issuing\_goods:managing\_customer\_backorders?rev=1369369302

From:  
<https://docs.msupply.org.nz/docs/> - **mSupply documentation wiki**

Permanent link:  
[https://docs.msupply.org.nz/docs/issuing\\_goods:managing\\_customer\\_backorders?rev=1369369302](https://docs.msupply.org.nz/docs/issuing_goods:managing_customer_backorders?rev=1369369302)

Last update: **2013/05/24 04:21**

