

Non-stock items

*

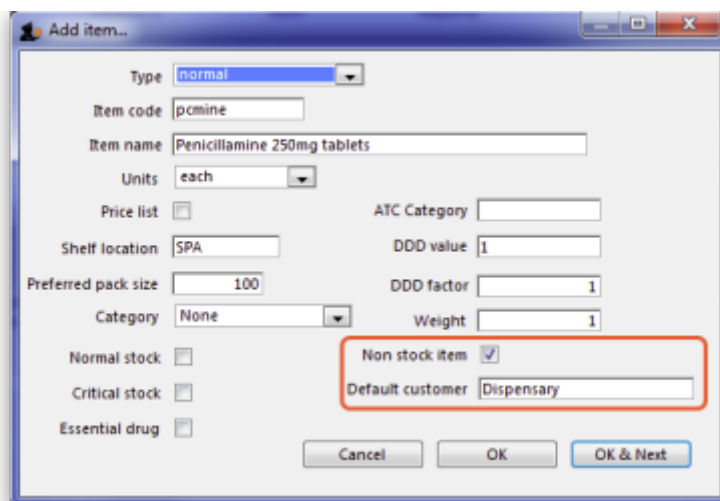
There are occasions when you need to order an item that you wish to add to your stock list, but which you currently do not wish to keep in stock. mSupply® treats such an item as a **Non-stock item**. Although you do not hold any stock of a non-stock item, it is quite likely that you may place regular orders for it.

Note that **Ad hoc items** are different in that:


- they do not display in your list of items
- it is likely that an ad hoc item will be ordered once and once only

The procedure for dealing with non-stock items is:

Step 1



From the **Item** menu, select **New item**, and enter the particulars as you normally do, only this time check the **Non-stock item** box. In the box immediately below, select the customer from the list of customers held in mSupply®.

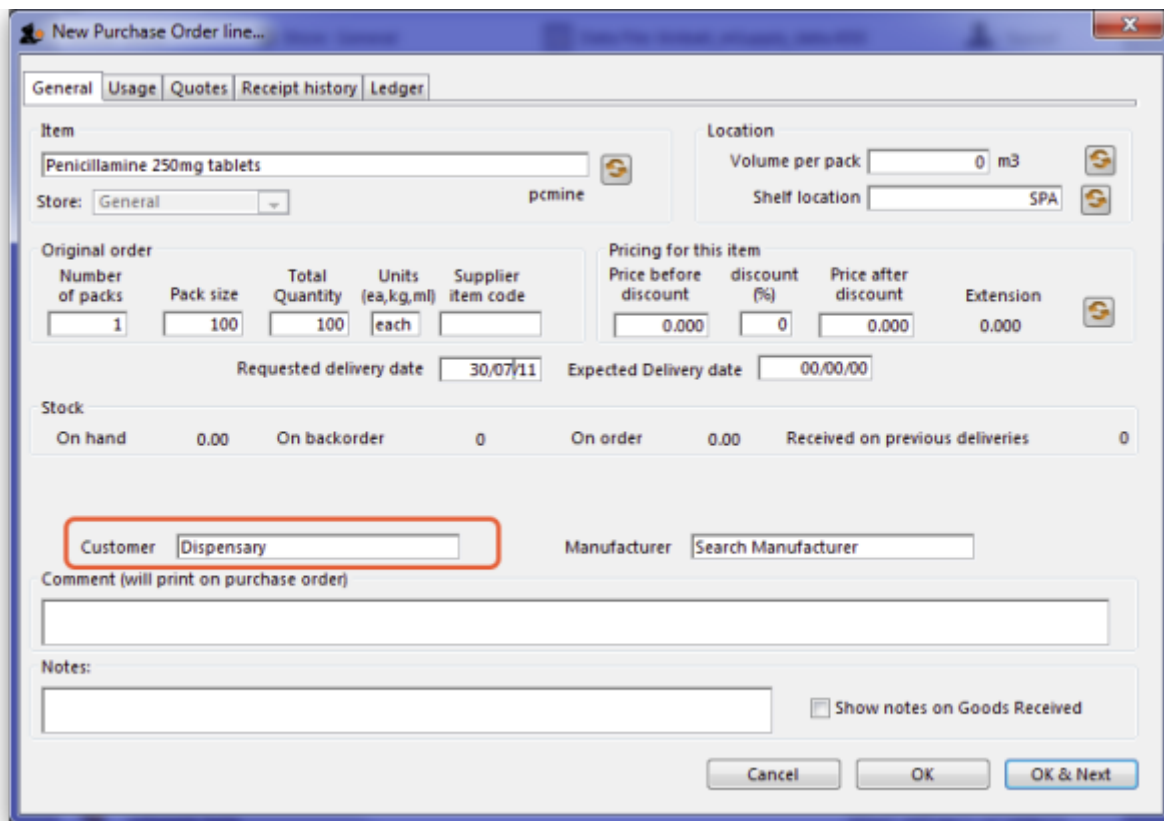
 To place an order for a non-stock item, a customer must be identified, and this customer becomes the **default customer** for the item.

Should you need to order the same item for a different customer at a later date, the new customer is entered at the time the Purchase Order is being created.

The example is for non-stock item Penicillamine 250mg tablets.

Step 2

Create the Purchase Order which will include the non-stock item,



You will observe that the **Customer box** already contains the default customer, in the example, our Dispensary. You are able to edit this box, and select another customer when a different customer orders this item.

Step 3

On receiving the order, proceed as usual to the **New Goods receipt** form.

In our example, we have ordered 2 items from IDA, one of which is our non-stock item, Penicillamine 250mg tablets, and it appears in blue.

The Goods Received must be finalised in order to create the Supplier invoice:

L...	Lo...	Item Name	Qty	Pack	Batch	Expiry	Cost Price	Sell Price	Price extension
1	SPA	Penicillamine 250mg tablets	1	100	GZ202-6	31/08/01	0.00	0.00	0.00
2	LTE	Tetracycline 1% eye oint	20	50	tro8411	30/09/13	11.25	11.25	225.00

Uncheck the *Hold* box (bottom left corner) then click on OK, and this *Alert* message is displayed:



advising you that 'Customer invoices have been created for non stock items.....': From the main menu, choosing **Customer > Show invoices** allows us to select and process the invoice which has been created automatically for the non stock item for our customer, the Dispensary.

Customer invoice

Name: Dispensary Confirm date: 30/06/11 Colour: Black

Their ref: MH01 Period: 01/01/11 - 31/12/11 Invoice: 64,606

Comment: Supplier invoice ID : 1823 Goods receive Category: None Entry date: 30/06/11

Goods receive ID : 909

Status : cn

Entered by : Sussol

Store : General

New line Delete line(s) Backorders History

General Summary by Item Summary by Batch Transport details

...	L...	Location	Item Name	Quan	Pack Size	Batch	Exp date	Sell Price	Price exten
	1	SPA	Penicillamine 250mg tablets	1	100	GZ202-6	31/08/14	0.00	0.00

Other charges Item: Amount: 0.00

Subtotal: 0.00

0 % tax: 0.00

Total: 0.00

Hold Finalize Export batch: 0

OK & Next Delete OK

Previous: [Ad Hoc items](#) Next: [Managing drug interaction groups](#)

From: <https://docs.msupply.org.nz/docs/> - mSupply documentation wiki

Permanent link: https://docs.msupply.org.nz/docs/items:non_stock_items?rev=1458775355

Last update: 2016/03/23 23:22

