
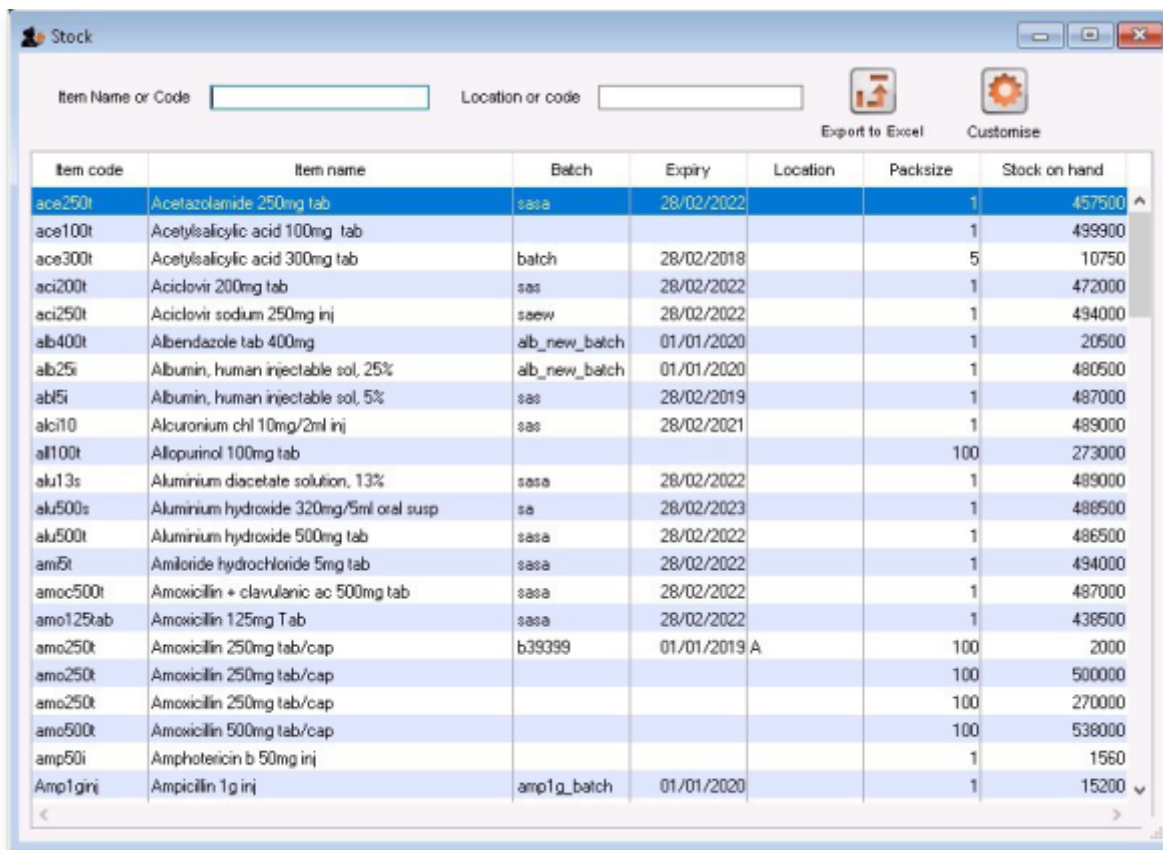


# 4.15. Show items with stock

Updated: version 3.12

This can be accessed by choosing **Show items with stock** from the **Item** menu or by clicking on the *Stock* icon  on the *Item* tab of the Navigator. Either of these options will display this window:



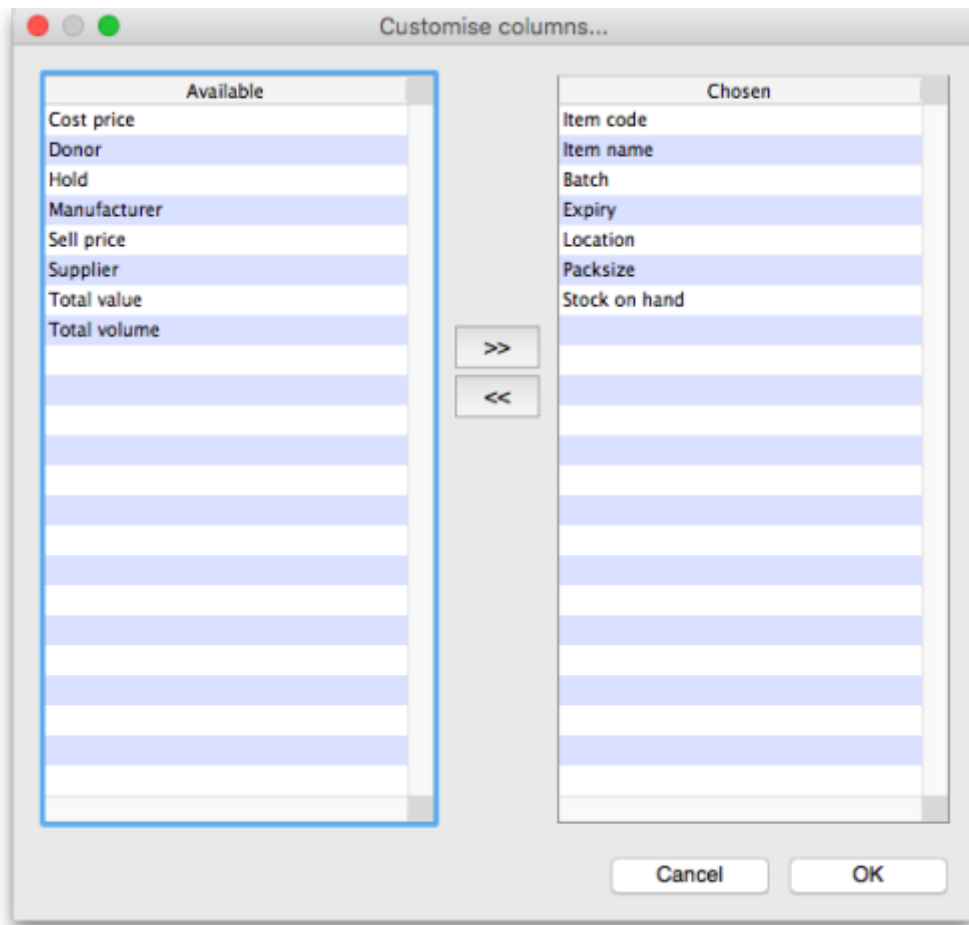
Item code	Item name	Batch	Expiry	Location	Packsize	Stock on hand
ace250t	Acetazolamide 250mg tab	sasa	28/02/2022		1	457500
ace100t	Acetylsalicylic acid 100mg tab				1	499900
ace300t	Acetylsalicylic acid 300mg tab	batch	28/02/2018		5	10750
aci200t	Aciclovir 200mg tab	sas	28/02/2022		1	472000
aci250t	Aciclovir sodium 250mg inj	saew	28/02/2022		1	494000
alb400t	Albendazole tab 400mg	alb_new_batch	01/01/2020		1	20500
alb25i	Albumin, human injectable sol, 25%	alb_new_batch	01/01/2020		1	480500
alb5i	Albumin, human injectable sol, 5%	sas	28/02/2019		1	487000
alci10	Alcuronium chl 10mg/2ml inj	sas	28/02/2021		1	489000
all100t	Allopurinol 100mg tab				100	273000
alu13s	Aluminium diacetate solution, 13%	sasa	28/02/2022		1	489000
alu500s	Aluminium hydroxide 320mg/5ml oral susp	sa	28/02/2023		1	488500
alu500t	Aluminium hydroxide 500mg tab	sasa	28/02/2022		1	486500
am5t	Amloride hydrochloride 5mg tab	sasa	28/02/2022		1	494000
amoc500t	Amoxicillin + clavulanic ac 500mg tab	sasa	28/02/2022		1	487000
amo125tab	Amoxicillin 125mg Tab	sasa	28/02/2022		1	438500
amo250t	Amoxicillin 250mg tab/cap	b39399	01/01/2019 A		100	2000
amo250t	Amoxicillin 250mg tab/cap				100	500000
amo250t	Amoxicillin 250mg tab/cap				100	270000
amo500t	Amoxicillin 500mg tab/cap				100	538000
amp50i	Amphotericin b 50mg inj				1	1560
Amp1gini	Ampicillin 1g inj	amp1g_batch	01/01/2020		1	15200

By default all stock is listed, and where the stock of an item is present in different batch numbers, each one is displayed.

Just like nearly all the other tables of information in mSupply, you can order the information by any column by simply clicking on the column header. Reverse the sort order by clicking on the same column again.

## Customising the list

You can choose the columns displayed by clicking on the **Customise** button to display this window:



Listed under **Available** are the columns not presently displayed, and under **Chosen** are the columns presently displayed. Changes are made by highlighting your chosen column on this window, and moving it using the buttons in the centre to add or remove it from the display.

You can drag the items in the *Chosen* column into the order of your choice to change the order they are displayed in the list (top of the list is displayed on the furthest left, bottom of the list is displayed the furthest right).

### Printing / exporting the contents of the table

You can export the stock information on the items displayed in the table by clicking on the *Export to Excel* button. Only the items displayed in the table will be exported and a fixed set of columns will be exported - this set is not affected by any changes you make to the displayed columns using the *Customise* button described above.

In your spreadsheet application you can manipulate or print the data as you please.

### Filtering the list

Entering the item name or code in the box will filter the list; entering the first few characters of an item name will display only those items which begin with those letters (or numbers).





