

26.15. Authorisation

Sometimes it is important that certain critical processes are not carried out until they have been **authorised**. mSupply allows authorisation to be set according to local needs for:

- [Purchase orders](#)
- [Goods receipt notes](#)
- [Supplier invoices](#)
- [Customer invoices](#)

Requisitions can be authorised using the remote authorisation app. See the [26.15. Remote authorisation](#) page for details about that.



Invoices can be edited after authorisation but **goods receipt lines cannot be unauthorised** to fix mistakes! Any authorising errors can only be fixed using stock adjustments.



When invoices have to be authorised, they **cannot be confirmed until they are authorised**. Until then:

- Unauthorised invoices are held at suggested (sg) status
- The official invoice cannot be printed
- Goods are not removed from or received into stock

Configuring mSupply for authorisation

Turning on authorisation

Authorisation must be set up for **each store independently**. For each store, you can decide which transaction types require authorisation.

To do this, choose *Special > Show stores* from the menus, double-click on the store you are logged into and click on the *Preferences* tab. Now turn on the authorisation preferences for the transactions you want to be authorised. See the [26.08. Virtual stores](#) page for details on which preferences do what. Click the **Special** tab, then click **Stores**.

Setting up authorisers

Certain users must be designated as authorisers for each store by giving them permissions to

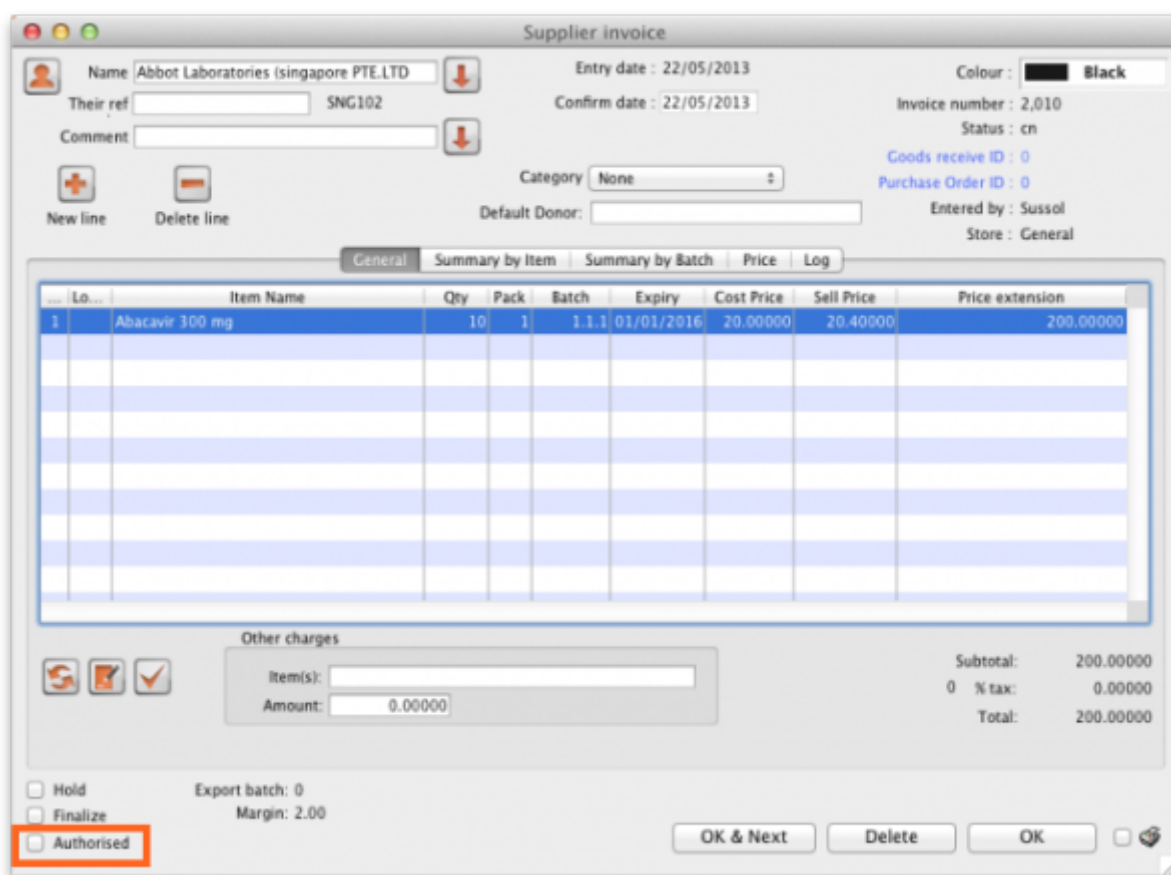
authorise different transaction types.

To do this, choose to *File > Edit users* from the menus and double-click on the user (or change the **Show** drop down list to *Group* and double-click on the group of users) you want to designate as an authoriser and give them the *Authorise purchase orders*, *Authorise goods received*, *Authorise customer invoices* or *Authroise supplier invoices* permissions in the appropriate stores.

See the [25.15. Managing users](#) page for details on where to find these permissions.

Supplier invoice authorisation

When the *Supplier invoices must be authorised* store preference is set, new supplier invoices will show an **Authorised** checkbox:

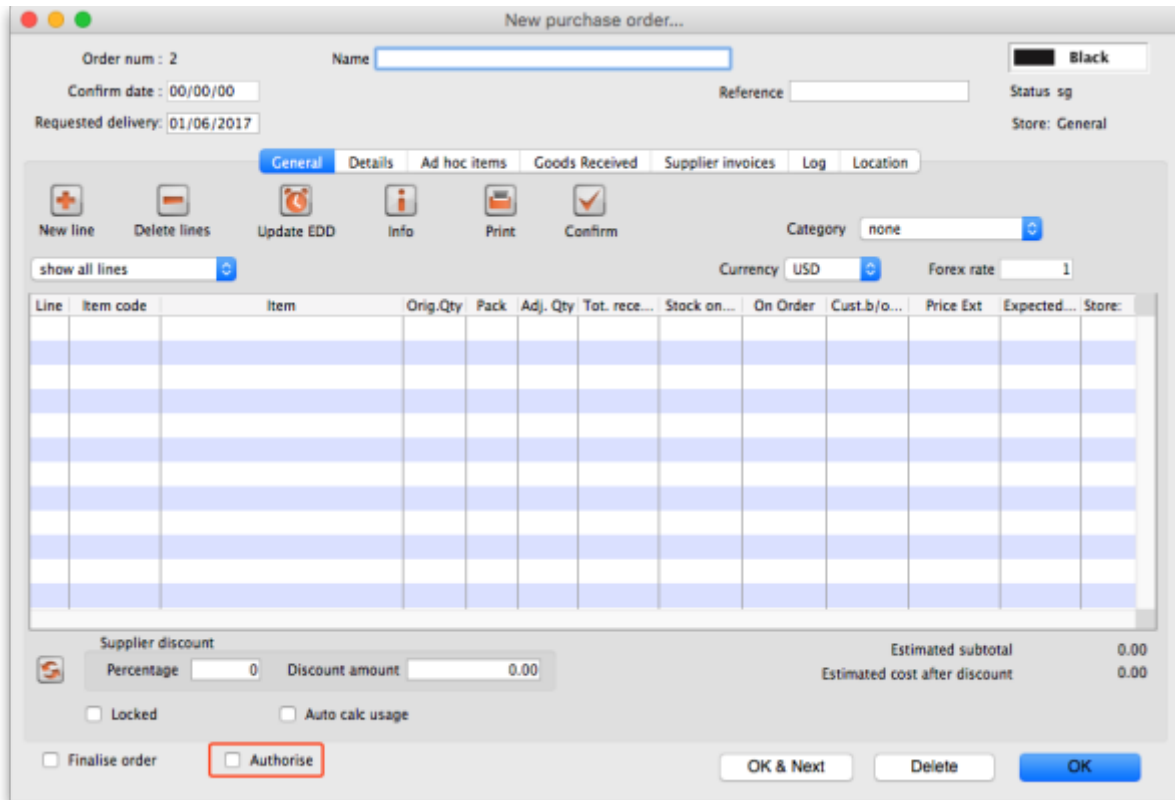


An authoriser must check the **Authorised** checkbox before the supplier invoice can be confirmed (it will be disabled for users who do not have the *Authorise supplier invoices* permission).

If the **OK** button is clicked while the **Authorised** box is unchecked, a warning message will appear telling you that unauthorised invoices cannot be confirmed and nothing will happen.

If you have permission to authorise a supplier invoice, you can also unauthorise it:

- If the invoice has a new (*nw*) status then it has not been entered into stock. If you unauthorise it, users can edit it and you will still control the process of authorisation before the goods are entered into stock.




However, an unauthorised purchase order will print with an **Unauthorised** watermark across it. An authorised purchase order will print without the watermark.

Monitoring authorisations

Printing unauthorised invoices

When an invoice is **not** authorised, it will print with a clear **Unauthorised** watermark. Authorised invoices will print without the watermark.



Sames

Invoice: 9181

Page 2 of 2

Supplied to :
NRibe/Ustaco
NRibe, OECUSSI

Status: cn
Comment : Maria Ribeiro
Confirmed: 11/12/2012
Printed: 23/05/2013

Invoice Category :
Comments : Maria Ribeiro

Authorized by :
Collected by :

Line	Item	Quan	Pack	Batch	Expiry	Price	Extension	Box
24	Syringe Disposable 2.5 ml w/needle 0.6x 25 mm 2,5ml	100	1	none	00/00/00	0.00	0.00	
25	Syringe Disposable 5 ml, w/needle 0.7x30 mm 5ml	100	1	4204003	31/12/16	0.00	0.61	
26	Disposable Needle 19 G x 1.1/2 (box/100) 1.1 x 40 mm	100	1		00/00/00	0.01	1.22	
27	Disposable Needle 21 G x 1.1/2 (box/100) 0.7 x 25 mm	100	1		00/00/00	0.01	1.00	
28	Disposable Needle 23 G x 1.1/4 0.65 x 32mm	100	1		00/00/00	0.01	1.00	
Total:							647.68000	

Prepared By : Signature :

Checked By : Signature :

Authorised By : Signature :

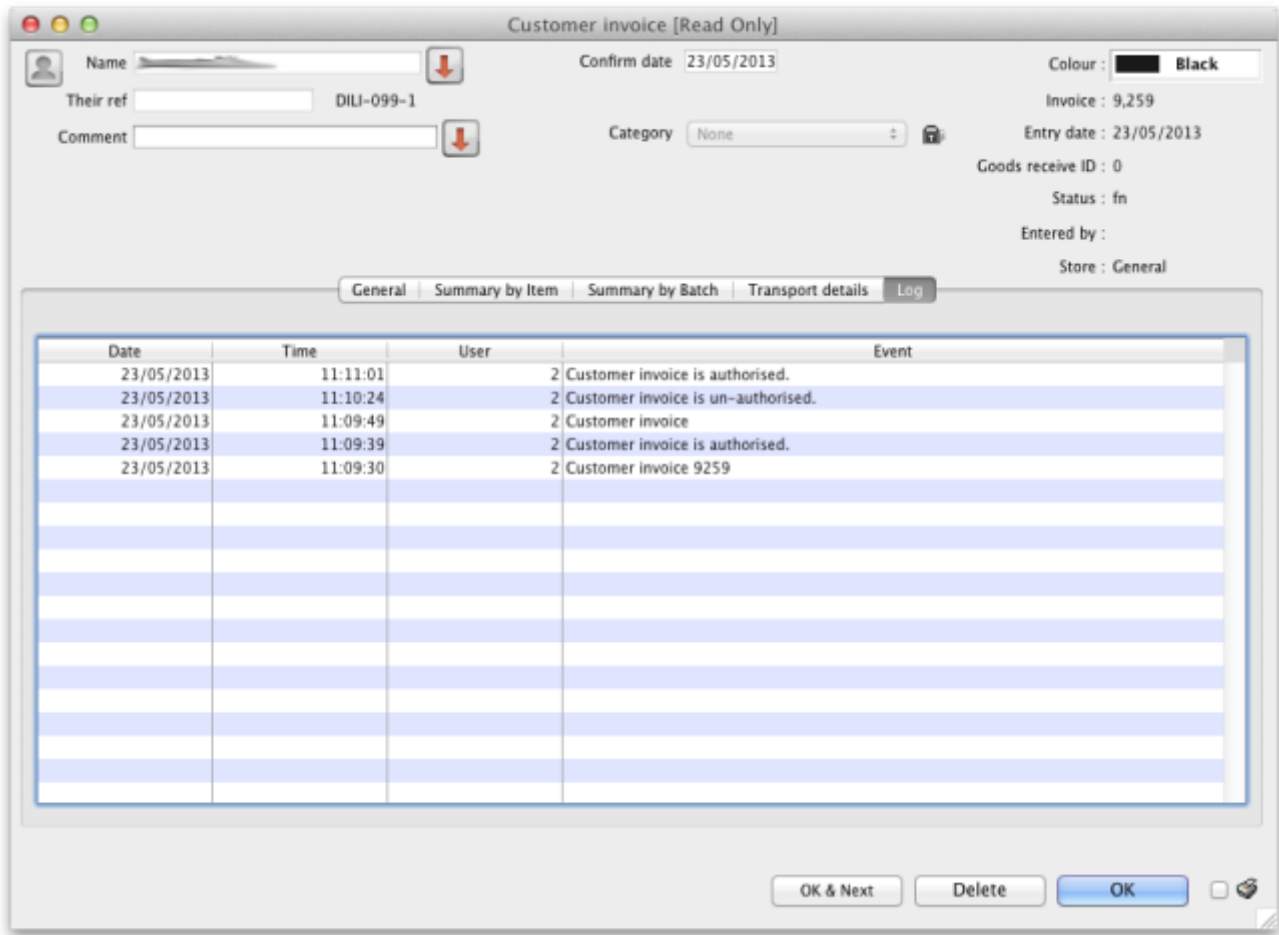
Delivered By : Signature:

Received By : Signature:

Viewing authorisation logs

mSupply records the authorisation and unauthorisation of invoices and creates a record every time the authorisation status of an invoice changes.

To view the records, click the **Log** tab of an invoice.



Advanced users can also view all logs by going to **Special > View log...**

Previous: [26.13. Using the mSupply remote client](#) | | Next: [26.15. Remote authorisation](#)

From:
<https://docs.msupply.org.nz/docs/> - **mSupply documentation wiki**

Permanent link:
https://docs.msupply.org.nz/docs/other_stuff:invoice_authorization?rev=1634306186

Last update: **2021/10/15 13:56**

