

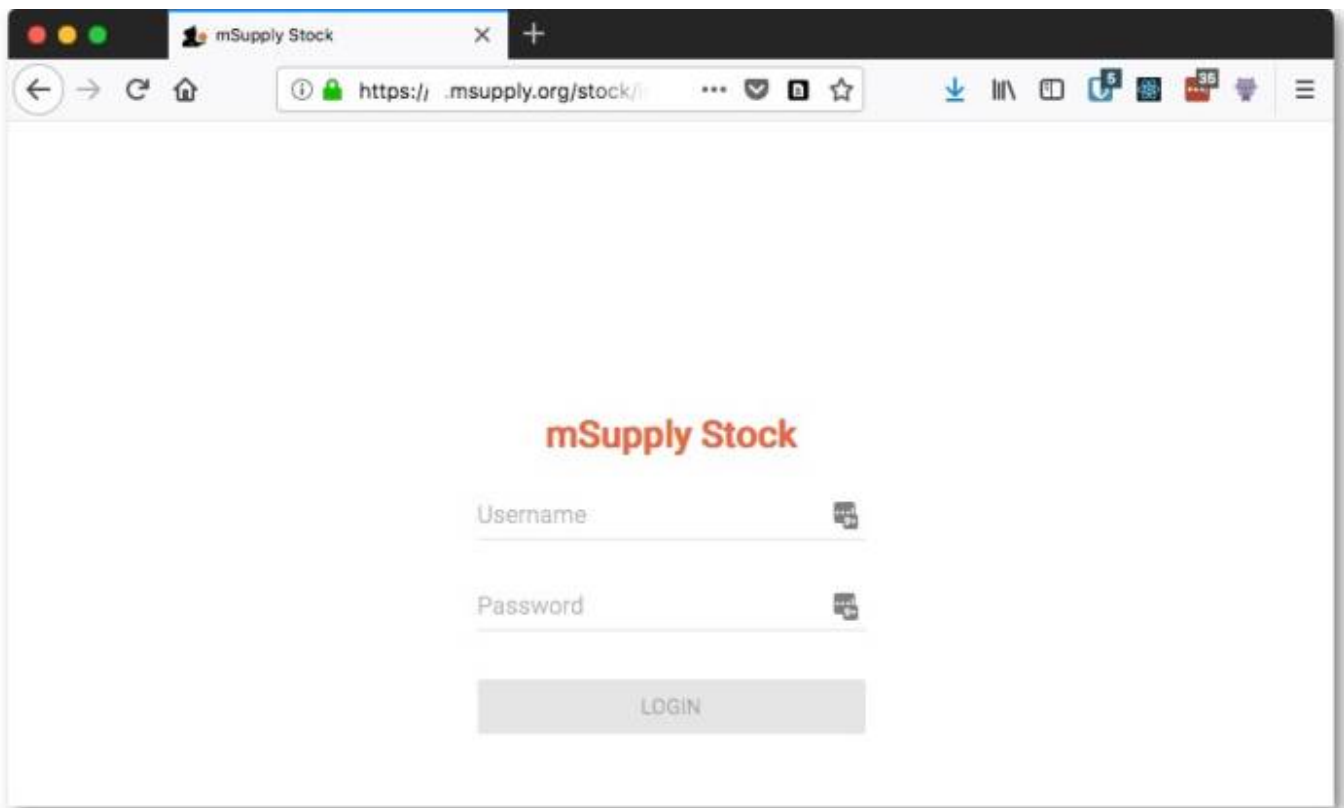
Stock Web App

You can use the Stock Web App to look up the stock on hand of items, including batch and expiry information, from anywhere you have access to the internet. Very handy if you are away from the computer you normally use to access mSupply, or travelling overseas and still need to check the stock information in your store.

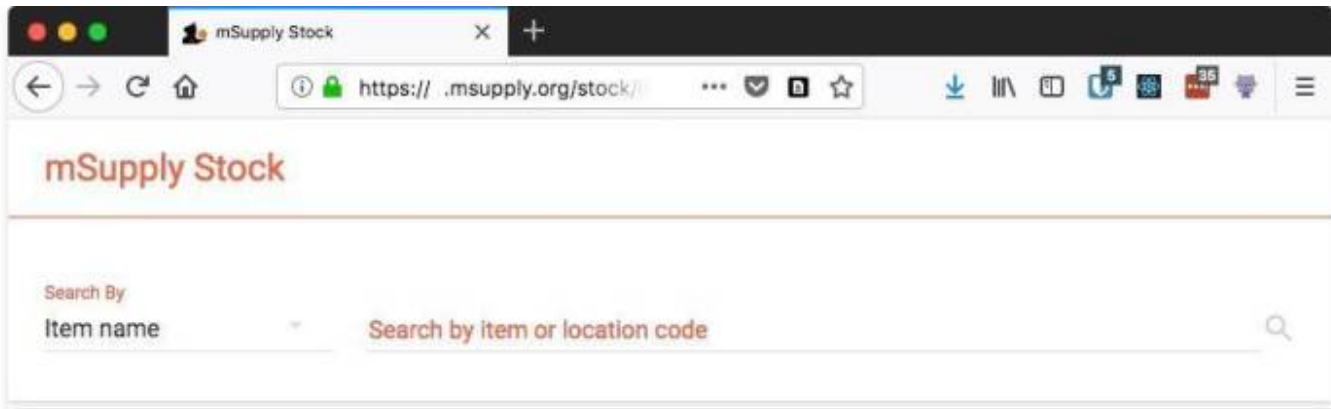
Users will be able to see the stock information for their [default store](#) only.

To access the Stock Web App, point your browser to **<https://yourserver.msupply.org:2048/stock>** where *yourserver.msupply.org* is the domain name and *2048* is the port for your mSupply web server (these details will be supplied to you by Sustainable Solutions if you are using this functionality). If you are going to use the App a lot, it would be a good idea to set its location as a bookmark or favourite in your browser.

This is the screen you will see:



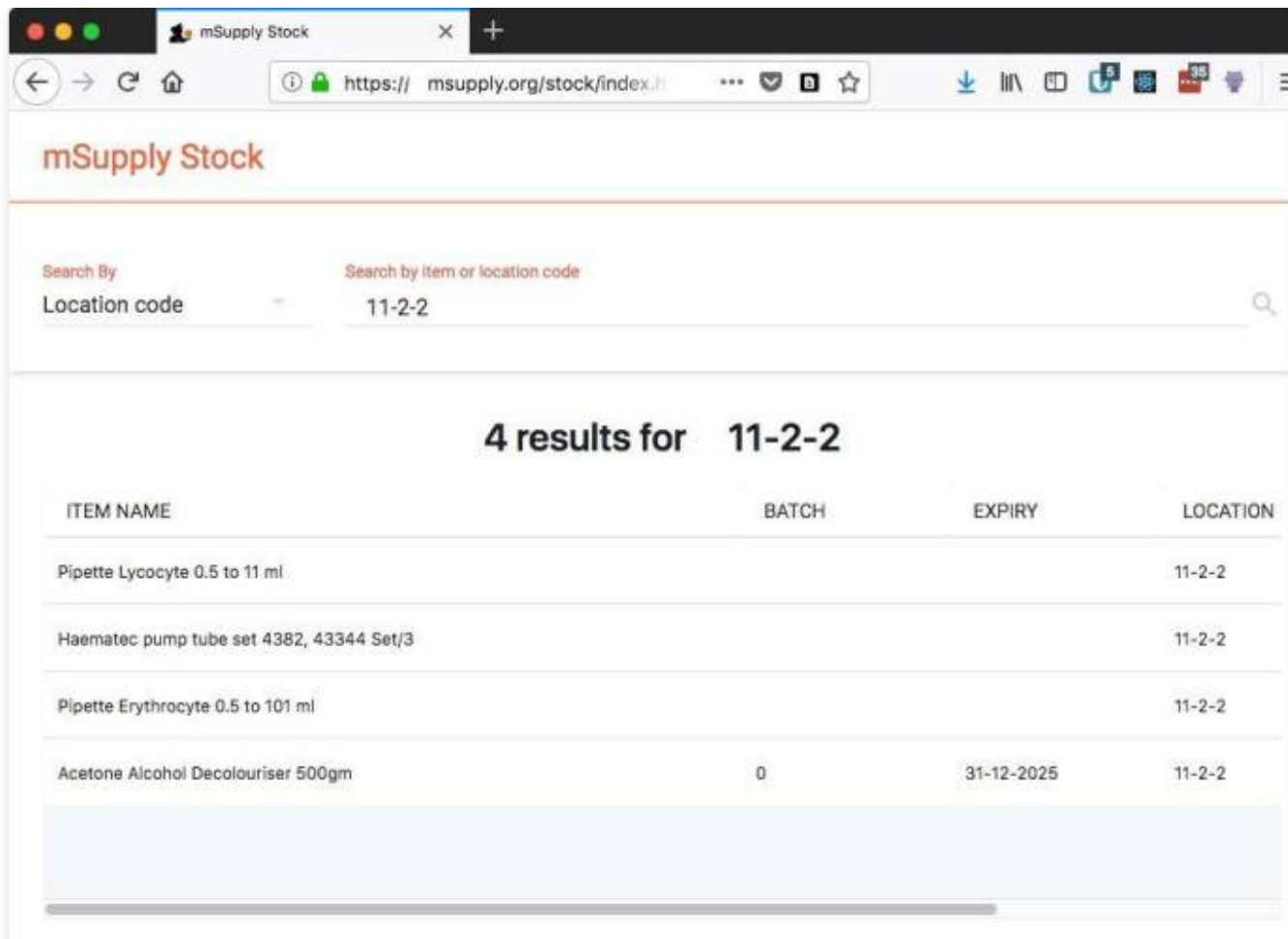
Type in your normal mSupply username and your normal mSupply password and click on the **Login** button to move to the search screen:



You can either search by item name or stock location code - select "Location code" instead of "Item name" in the screenshot above to search by location code. mSupply will search for stock belonging to items with names or in locations with codes that **begin with** what you type in the "Search by item or location code" field shown in the screenshot. When you have entered the text to search for, click on the magnifying glass icon to make the search. The results are displayed below the search filter, as shown in this screenshot:



And this is an example of a search by stock location code:



Previous: [mSupply mobile API](#) Next: [Miscellaneous topics](#)

From: <https://docs.msupply.org.nz/docs/> - **mSupply documentation wiki**

Permanent link: https://docs.msupply.org.nz/docs/web_interface:stock?rev=1526045470

Last update: **2018/05/11 13:31**

