

19.12. UNFPA LMA reports app

What is it?

Some [UNFPA](#) users are periodically required to produce [Last Mile Assurance \(LMA\)](#) reports. These can be time consuming and difficult to produce manually so we've created an app for that!

This app runs on the central server of your mSupply installation and will create a selection of UNFPA formatted LMA reports as spreadsheet files for you; all you have to do is make some selections to define what transactions and stock should be included in the reports.

The reports take data from the mSupply dashboard and generates excel reports in pre-defined templates. The mSupply server exports data to the mSupply dashboard periodically. The frequency with which data is exported from the mSupply server to the mSupply dashboard will impact on how closely the data in the LMA app matches the data in the mSupply desktop application.

So, for the app to reliably generate data, all three services need to be operating:

- mSupply server
- mSupply dashboard
- UNFGPA LMA reports app
- mSupply Web server - refer [Server tab](#) page for details.

Setup

Store tags

For the purposes of the LMA reports, mSupply needs to know which of the stores in your datafile are the 'Central store' and which are 'Decentralised stores'. You do this by adding appropriate [store tags](#) to the stores:


- 'Central store' must be given the UNFPA_Central store tag
- 'Decentralised stores' must be given the UNFPA_decentralised store tag

For details of how to add tags to stores, please see the [Store tags](#) page.

Using the app



- Since this is a web application, it cannot generate reports larger than 6 MB in size. If the report exceeds 6 MB in size, the generation process could fail.
- We recommend using the filters (date, master-list and donors) to reduce the size of reports. Leaving these filters blank would include *all* data, except for:



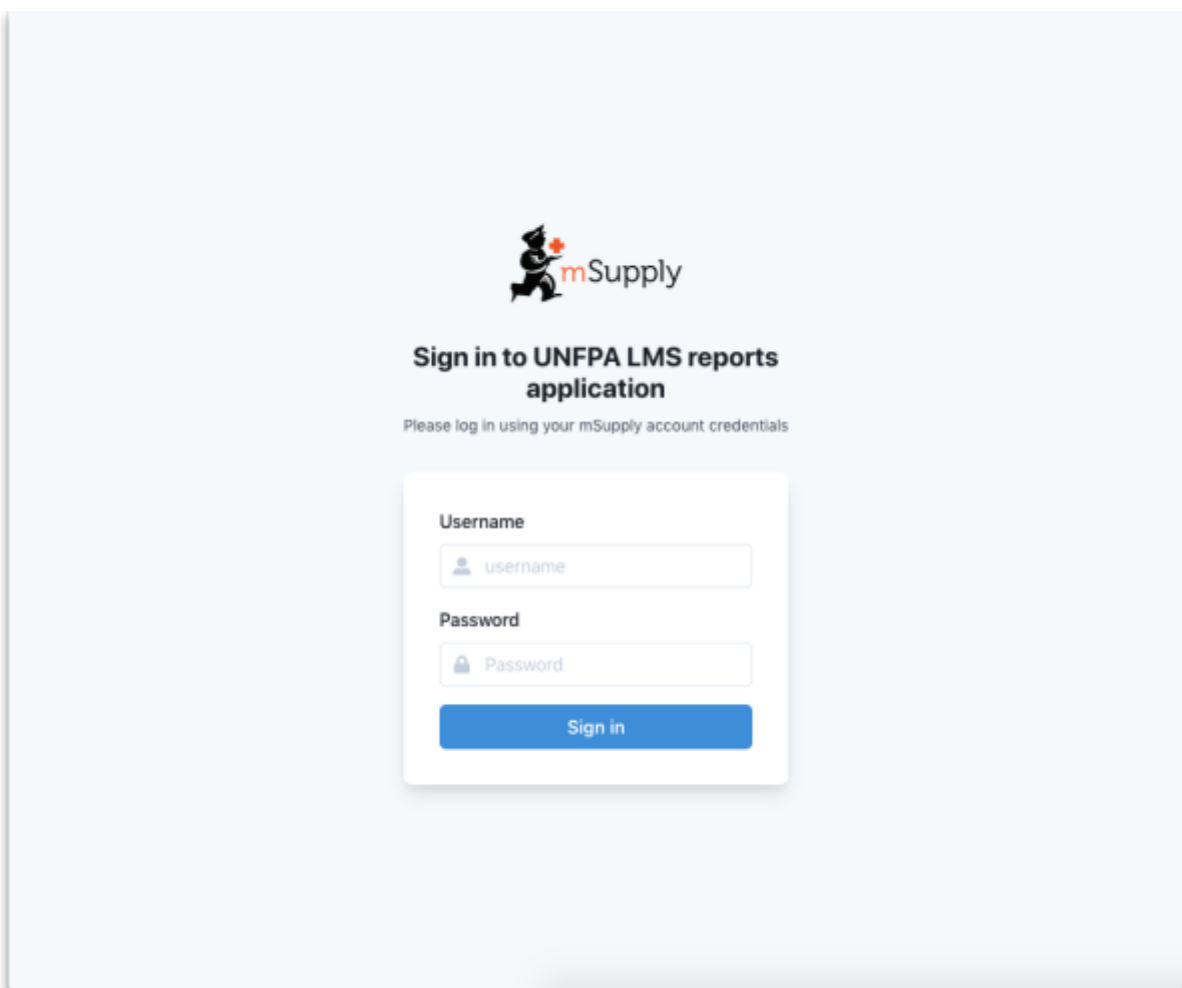
- The store by tag filter which defaults to all UNFPA_Central and UNFPA_decentralised stores.
- The date range filter which defaults to a single day, 'Today'. You will likely want to change this, especially since unless you run this at the very end of the day, you will not even get a full day's worth of data!

- We recommend keeping the number of stores to a minimal number.
- The report that generates the largest size file is the **Item Ledger report**, the above recommendations should specially be followed for it, however, sometimes other reports may also generate large reports.

In your browser, enter the URL of your server followed by the port the app is running on (if you don't know what this is, ask the mSupply Foundation support@msupply.foundation). It should be something like this:

`https://example.com:4000`

The login window will load which looks like this:



To login enter your mSupply username and password in the **Username** and **Password** fields and click on the **Sign in** button.

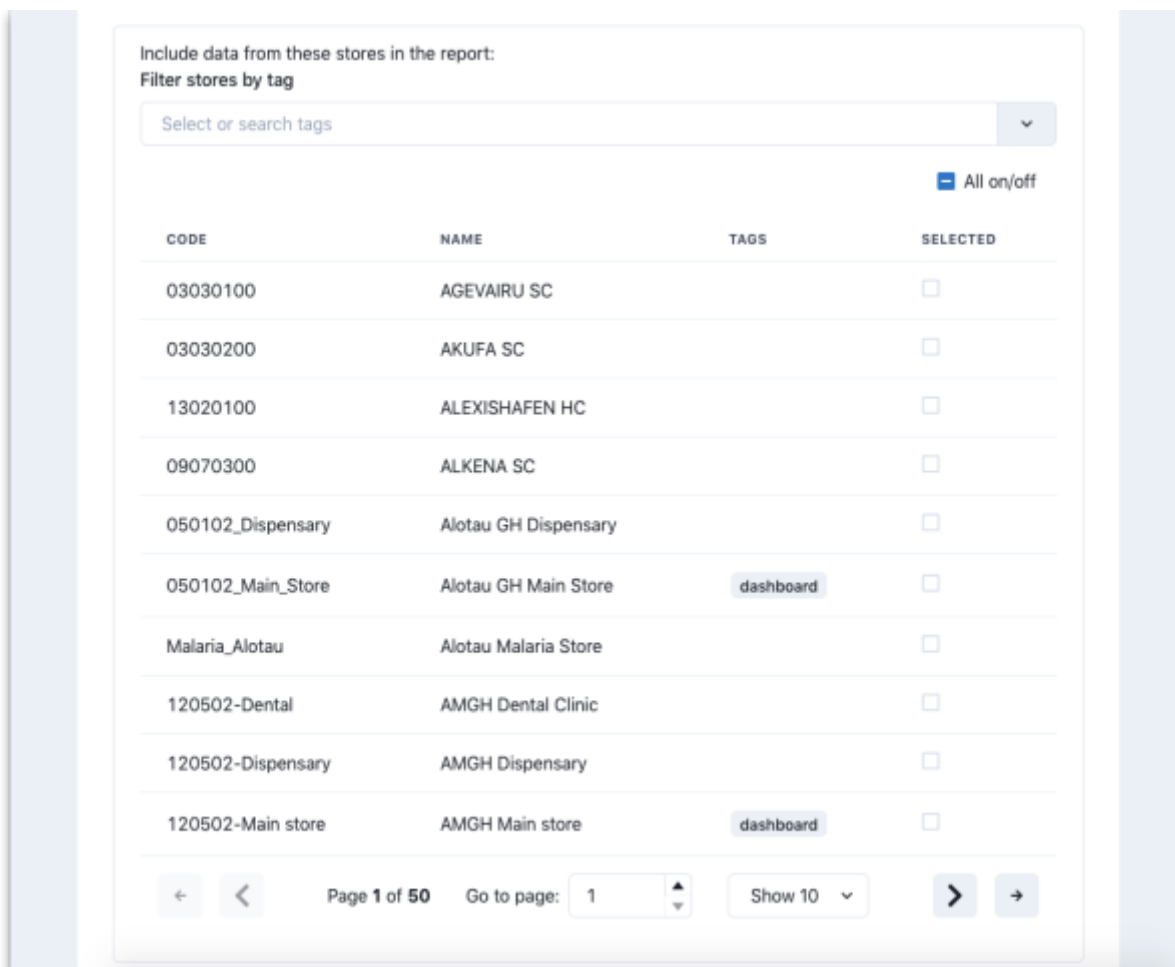
After successfully logging in, the report options window will be displayed:

On this window, make your selections to define what will go in your report:

- **Report to create drop down list:** Select one of the following options:
 - **Quarterly review report**
 - **LMA IP SC Fact Sheet report**
 - **Stock on date**
 - **Ledger**
- **Include transactions in this date range in the report fields:** click on the **From** and **To** dates to select the dates from calendars. Only transactions with a confirmed date that falls between the **From** and **To** dates will be included in the report.
- **Items to include in report drop down list:** Contains a list of all the master lists in your datafile. Select one to include only items from that master list in the report.
- **Include stock from these donors in the report drop down list:** You can choose one or more donors - if you do then only stock that came from them will be included in the report. You can also choose *None* (the default option), in which case a donor filter will not be applied, and *all* transactions will be included.
- Store selection
 - If you selected the **Quarterly review report**, then it is only run on the Centralized stores and you are not given a list of stores to include. If no stores are tagged as

Centralized, then this report is likely to fail.

- If you select any report in the **Report to create** drop down list *EXCEPT* the **Quarterley review report**, an additional store filter is added to the bottom of the options:



The table shows a list of all the stores in your datafile.

- To make it more manageable you can choose to display only stores with particular tags by selecting them in the **Filter stores by tag** drop down list.
- If there are many stores, you can use the paging controls at the bottom of the window to move through the different pages and choose how many stores to display on each page.

Click on the *SELECTED* column checkbox to select a store to include in the report. You can click on the **All on/off** checkbox to toggle the *SELECTED* checkbox on and off for all stores on all pages at once. Only transactions and stock from the stores that have a check in the *SELECTED* checkbox will be included in the report.

When you are happy with your selections, click on the **Create Report** button to create the report. mSupply will tell you the report is being generated and will ask you where to save it or which application to open it with when it is finished. The files generated are .xlsx format spreadsheets.



Some of the reports do a huge amount of work and calculation so can take a long time to run, especially if you have chosen a lot of stores, a lot of items or a long period to be included in the report. So make yourself a good cup of coffee and go do something else



for a while. Better that the computer does all the hard work instead of you, right?



Example report outputs

Quarterly review report

Country	Papua New Guinea											
Store	RH Central Store											
Date From	Fri Jan 01 2021 00:00:00 GMT+1000 (Papua New Guinea Time)											
Date To	Fri Dec 31 2021 23:59:59 GMT+1000 (Papua New Guinea Time)											
Commodity Planning Quarterly Review 2021												
Commodity	Commodity Type	Commodity sub-type	Product ID	Unit of Measure	Stock on Hand (SoH) - Inventory Balance	Stock Count Date	Average Monthly Consumption (AMC)	Source of Inventory Data	Supply Chain Level for Inventory	Months Of Stock (MOS) Calculation	Pipeline Orders / Orders In-transit (UNFPA Supplies programme)	Pipeline Order (und)
XIV Hormones, Other Endocrine Medicines and Contraceptives	Contraceptives	Ethinylestradiol 30mcg + Levonorgestrel 150mcg Tab.	11410020	Pkt	0	Fri Dec 31 2021	19,672.61	mSupply	Central level only	0	0	0

LMA IP SC Fact Sheet report

Supply Chain Fact Sheet - Stock Outs Level Summary						
Stockout levels						
Please provide information and details on key products stockouts at CW and SDP level						
Key products	Current Year Stockout Ratio (%)		Previous Year Stockout Ratio (%)		Comments	
	Central Level	SDP Level	Central Level	SDP Level		
Amoxicillin Capsules, 500mg	0	0	0	19.51		
Azithromycin Tab., 500mg	0	0	0	24.49		
Bag, Urine Collecting, with Tap and Valve, 2L	0	0	0	28.33		
Benzyl Penicillin, Inj., 1 million IU, 600mg	0	0	0	21.1		
Chloramphenicol Capsules, 250mg	0	0	0	21.64		
Chloramphenicol Sodium Succinate Inj., 1g	0	0	0	34.03		
Ciprofloxacin Tab., 250mg	0	0	0	23.73		
Doxycycline Tab., 100mg	0	0	0	26.9		
Dressing, Combined, 8cm x 10cm	0	0	0	33.26		
Flucloxacillin Capsule, 500mg	0	0	0	18.08		
Flucloxacillin Capsules, 250mg	0	0	0	19.62		
Flucloxacillin Inj., 500mg	0	0	0	58.19		
Gauze, Absorbent, 100cm x 6cm	0	1.67	0	36.6		
Gentamicin Injection, 80mg in 2ml	0	0	0	35.23		
Gentamicin Paediatric Inj., 20mg in 2ml	0	0	0	58.63		
Glove, Examination, Latex, Non-Sterile, Large, Pa	0	0	0	34.08		
Glove, Examination, Latex, Non-Sterile, Medium	0	0	0	33.04		
Glove, Post Mortem, Size 7	0	0	0	60.82		
Glucose 2.5% in Half Strength Barrows Soln., 50	0	0	0	22.47		
Hydrocortisone Sodium Succinate Inj., 100mg + d	0	0	0	49.92		
Metronidazole IV, Inj., 500mg/100ml	0	0	0	20.68		
Paracetamol Suppository, 110mg, Pack/20	0	2.25	0	21.15		
Paracetamol Suppository, 250mg, Pack/20	0	20	0	41.32		
Paracetamol Tab., 500mg	0	0	0	23.12		
Plaster, Adhesive, 7.5cm x 5cm	0	0	0	18.52		
Plaster, Adhesive, Ext., 7.5cm x 3cm	0	0	0	29.7		
Sodium Chloride Inj., 0.9%, 1L	0	0	0	21.25		
Trimethoprim 40mg + Sulfamethoxazole 200mg	0	0	0	18.75		
Trimethoprim 80mg + Sulfamethoxazole 400mg	0	0	0	21.67		
Average	0	0	0	0		

Stock on date report

Stock on date report 2021-02-17. Store: *****																
Store	Item Code	UNFPA Item Code	Item Name	Supplier	Batch	Expiry date	Donor	Pack size	Number of packs	Price per pack (Local)	Price per pack (USD)	Total pieces	Total value (USD)			
*****	103100		Amoxicillin Capsules, 500mg	*****	141010	10/30/2017		100	4,972	7.65	\$2.18	497,200	\$10,838.96			
*****	103100		Amoxicillin Capsules, 500mg	*****	170354	03/30/2020		100	230	8.46	\$2.41	23,000	\$554.30			
*****	103100		Amoxicillin Capsules, 500mg	*****	170706	07/31/2020		100	360	8.46	\$2.41	36,000	\$867.60			
*****	103100		Amoxicillin Capsules, 500mg	*****	170703	07/30/2020		100	2,019	15.00	\$4.28	201,900	\$8,641.32			
*****	103100		Amoxicillin Capsules, 500mg	*****	2007519	07/30/2023		100	150	3.00	\$0.86	0	\$0.00			
*****	103100		Amoxicillin Capsules, 500mg	*****	2008516	08/30/2023		100	250	6.00	\$1.71	20,000	\$342.00			
*****	103100		Amoxicillin Capsules, 500mg	*****	2008527	08/30/2023		100	800	1.00	\$0.29	0	\$0.00			
*****	103100		Amoxicillin Capsules, 500mg	*****	2008534	08/30/2023		100	650	2.00	\$0.57	0	\$0.00			
*****	103100		Amoxicillin Capsules, 500mg	*****	5797197	10/30/2020		100	2,300	17.84	\$5.09	230,000	\$11,707.00			
*****	103100		Amoxicillin Capsules, 500mg	*****	5797199	10/30/2020		100	5,500	17.84	\$5.09	550,000	\$27,995.00			
*****	103100		Amoxicillin Capsules, 500mg	*****	5797201	10/30/2020		100	900	17.84	\$5.09	90,000	\$4,581.00			
*****	103100		Amoxicillin Capsules, 500mg	*****	SE016C01	02/28/2023		100	1,490	0.00	\$0.00	0	\$0.00			
*****	10530110		Azithromycin Tab., 500mg	*****	190916	09/30/2022		100	730	1.00	\$0.29	0	\$0.00			
*****	10530110		Azithromycin Tab., 500mg	*****	ADFH0144	07/30/2019		3	2,160	1.14	\$0.33	6,480	\$712.80			
*****	10530110		Azithromycin Tab., 500mg	*****	ADFH0148	08/30/2020		3	9,477	0.03	\$0.01	28,431	\$94.77			
*****	10530110		Azithromycin Tab., 500mg	*****	E01038	04/30/2022		3	25	0.00	\$0.00	0	\$0.00			
*****	10530110		Azithromycin Tab., 500mg	*****	G704743	07/30/2019		3	20,198	1.14	\$0.33	60,594	\$6,665.34			
*****	10530110		Azithromycin Tablets, 500mg	*****	E01038	09/30/2022		3	20	2.00	\$0.57	30	\$5.70			
*****	20400080		Bag, Urine Collecting, with Tap and Valve, 2L	*****	22100601	01/30/2026		1	175	0.00	\$0.00	0	\$0.00			
*****	20400080		Bag, Urine Collecting, with Tap and Valve, 2L	*****	N17F010	05/30/2021		1	2,800	3.95	\$1.13	2,800	\$3,164.00			
*****	20400080		Bag, Urine Collecting, with tap and valve, 2L	*****	22014212	01/30/2026		1	5	0.00	\$0.00	5	\$0.00			
*****	10530130		Benzyl Penicillin, Inj., 1 million IU, 600mg	*****	200808	08/30/2023		1	6,250	0.00	\$0.00	0	\$0.00			
*****	110400		Chloramphenicol Capsules, 250mg	*****	191238	12/30/2022		100	100	6.00	\$1.71	0	\$0.00			
*****	110400		Chloramphenicol Capsules, 250mg	*****	2002011	02/28/2023		100	6,876	2.00	\$0.57	551,600	\$3,144.12			
*****	110400		Chloramphenicol Capsules, 250mg	*****	C-79001	01/30/2021		100	1,181	24.55	\$7.00	118,100	\$8,267.00			
*****	110400		Chloramphenicol Capsules, 250mg	*****	XC9K008	10/30/2022		100	20	5.00	\$1.43	0	\$0.00			
*****	10530210		Chloramphenicol Sodium Succinate Inj., 1g	*****	170372	03/30/2020		1	29,600	0.78	\$0.22	29,600	\$6,512.00			
*****	10530210		Chloramphenicol Sodium Succinate Inj., 1g	*****	170372	03/30/2020		1	14	0.78	\$0.22	14	\$3.08			
*****	10530210		Chloramphenicol Sodium Succinate Inj., 1g	*****	170372	03/30/2020		1	20,000	0.78	\$0.22	20,000	\$4,400.00			
*****	10530210		Chloramphenicol Sodium Succinate Inj., 1g	*****	170372	06/30/2020		1	6,900	0.78	\$0.22	6,900	\$1,518.00			
*****	10530210		Chloramphenicol Sodium Succinate Inj., 1g	*****	171223	12/30/2020		1	10,000	3.00	\$0.86	10,000	\$8,600.00			
*****	10530210		Chloramphenicol Sodium Succinate Inj., 1g	*****	20CG08	04/30/2023		1	100	1.00	\$0.29	0	\$0.00			
*****	10530210		Chloramphenicol Sodium Succinate Inj., 1g	*****	K85118	12/30/2020		1	17,000	6.95	\$1.98	17,000	\$33,660.00			

Ledger report

Item ledger report 2021-01-01 to 2021-03-01. Store: *****																	
Amoxicillin Capsules, 500mg (103100)																	
Date	Trans. No.	Transaction Type	Transaction Sub-type	To / From	Donor	Batch	Expiry date	Pack size	Number of packs	Price per pack (Local)	Price per pack (USD)	Total pieces	Total value (USD)	Running total pieces	Running total value (USD)	From / To Code	Geographic region covered by the recipient
2021-01-01		Opening Balance				141010	10/30/2017	100	-50	8	\$2.18	-5000	-\$109.08	-5000	-\$109.08		
2021-03-01		Closing balance				141010	10/30/2017	100	50	7.65	\$2.18	5000	\$109.08	0	\$0.00		
Chloramphenicol Capsules, 250mg (110400)																	
2021-01-01		Opening Balance						100	-50	0	\$0.00	-5000	\$0.00	-5000	\$0.00		
2021-03-01		Closing balance						100	50	0.00	\$0.00	5000	\$0.00	0	\$0.00		
Paracetamol Suppository, 250mg, Pack/20 (145400)																	
2021-01-01		Opening Balance				7002006	03/30/2019	1	-1	2	\$0.69	-1	-\$0.69	-1	-\$0.69		
2021-03-01		Closing balance				7002006	03/30/2019	1	1	2.43	\$0.69	1	\$0.69	0	\$0.00		
Benzyl Penicillin, Inj., 1 million IU, 600mg (10530130)																	

Previous: [19.11. mSupply sync API](#) | | Next: [20. Cold Chain Equipment](#)

From: <https://docs.msupply.org.nz/docs/> - mSupply documentation wiki

Permanent link: https://docs.msupply.org.nz/docs/web_interface:unfpa_reports_app?rev=1699509816

Last update: 2023/11/09 06:03

